



# ROAD ATLANTA

April 20 - 22, 2007

[www.CherokeeAudiClub.com](http://www.CherokeeAudiClub.com)

**Presented By:**



[www.jimellisaudi.com](http://www.jimellisaudi.com)



## **Greetings.**

Thank you for enrolling in the **Audi Club North America Driving School at Road Atlanta, hosted by the Cherokee Chapter.**

If this information packet does not address all of your questions and/or concerns, please feel free to contact Mark Kingsbury at [mark@cherokeeaudiclub.com](mailto:mark@cherokeeaudiclub.com)

## **First time participants:**

Relax. We will take great care of you. We all remember when we were beginners. We'll make sure that fun and learning prevail over anxiety (yes, it's natural to be anxious).

## **Experienced participants**

For those of you who have attended previous ACNA Driving Schools, welcome back. We are excited to offer the chance to drive at Road Atlanta and confident that our first event at this great facility will be enjoyable and educational.

## **New Members**

Welcome to the Audi Club North America! We hope this event, along with others throughout the country allow you to have a better understanding of your Audi, (or whatever brand of auto you're driving) what the car is capable of when equipped with a capable driver behind the wheel.

If you from another car club, thank you for joining us! We aim to hold events that are on par with any car club out there! We hope you feel at home and encourage you to ask questions and provide feedback. Welcome!

## **Instructors**

Thanks in advance for all the hard work and commitment – we'd be lost without you.

**Thanks to All! –**

**Let's have a great event!  
Three primary goals of this**



**Mark Kingsbury**

**President  
Cherokee Chapter  
Audi Club North America**

- 1) Safety – **this is not a race or a racing school** – this is a safety school – no one wants anyone to hurt their car or themselves or someone else.
- 2) SAFETY – this event costs more than \$1,500 per hour of track time – the meter doesn't stop if one participant's overly aggressive driving pauses the event.
- 3) **SAFETY** – this event costs each participant hundreds of dollars in fees, hotels, travel expenses and vacation time – no one gets a refund if one participant's overly aggressive driving steals track time from all of the others.

## **Driver groups**

ACNA divides school participants into groups based upon their driving experience and then tailors an instruction program for each group. The following are brief descriptions of the groups for this school:

**Beginner** – Drivers with little or no experience at a driving school or on a track, or at Road Atlanta.

**Intermediate** – Drivers with a few track experiences but know how a track event works. Have experience, but still need instruction and are in-between the skill level of Beginner and Advanced, or, are not yet comfortable with Advanced speeds.

**Advanced** – This will be a lapping group. Instruction will be limited those who request it and is for those who have a lot of on-track experience as well as a good knowledge of Road Atlanta.

**Instructor** – We have a separate run group for instructors. This is an advanced group and is lapping only. Instructors often use this as a chance to give rides to their students so they can get a feel for the track and learning the line.

## **Group assignments**

When you complete your registration at the event, you will be assigned to a run group and an instructor. If you feel that your group assignment is incorrect, please contact the chief instructor. Please keep in mind that sometimes a participant must be bumped up a class because of logistics – for example, if two beginners are sharing a car, one of them must be bumped up to the intermediate group. Another example – if we have 19 beginners and 15 intermediates, we may bump two beginners up to the intermediate group to balance out the groups and prevent overcrowding in one group. But please, do not hesitate to contact us if you think you have been genuinely mis-assigned and you feel it is a concern.

## **Instructor assignments**

Please contact us if you wish to request a specific instructor assignment – we make no guarantees, but we'll try to accommodate.

## **Number assignments**

Your number will be assigned to you at registration. A set of 3 adhesive numbers must be applied – one each on the side windows of the vehicle and one on the top-

center of the windshield. The only exception will be for TT drivers who will put numbers on windshield only. These are the numbers track workers will look for and recognize.

## **Tech inspection and registration**

Please have your **pre-event tech inspection form** completed by a competent automotive service technician and ready to submit at registration. The form is in this packet and can be downloaded separately at [www.cherokeeaudclub.com](http://www.cherokeeaudclub.com). Instructors can fill out this form on their own, but must submit to the on-site tech inspection – see below:

The **on-site tech inspection** for students and instructors will be done at registration, **Friday, April 20<sup>th</sup> from 5 – 8 pm in the parking lot of the Best Western – Lanier Center** (headquarters/hotel).

**We urge all participants to register and do tech inspections on Friday.** They can be done Saturday, however, if you wait until Saturday, you may really wait!!

Also, be sure to bring your helmet to tech inspection. Upon completing tech inspection, proceed to registration.

You will need the following to complete your registration:

- 1) Your drivers license
- 2) Completed tech inspection form

At registration you'll receive a packet which will include:

- Student / Instructor assignments
- Car / Driver / Group identifiers
- Detailed agenda
- Solo sign off form / Instructor evaluation form
- Assigned Car #.

## **Meetings**

**Instructor Meeting** - 7:30 pm on Friday

**Student Meeting** – 8:00 pm on Friday

Both of these meetings will be held in the conference room of the *Best Western Lanier Center Hotel* (400 E.E. Butler Pkwy, Gainesville, GA 30501).

These meetings will be brief. There will be an opportunity for instructors and students to meet. There will be a question and answer session as well. But please, with your help these meetings will not turn into driver classes – let's save that for Saturday.

## **Classroom instruction for students**

All non-instructor groups will have classroom sessions assigned for Saturday and Sunday. Classes will be held in the media center, 1<sup>st</sup> floor of the tower. Attendance is mandatory. Classroom curriculum will be tailored specifically to each group. Classes will be held throughout the day Saturday and Sunday.

## **Driving exercises for students**

Driving exercises will be conducted on Saturday morning on the upper half of the paddock between the Gas pumps and tech shed on Saturday morning. These exercises will include threshold braking drill, obstacle avoidance drill, slalom drill and a "line drill" (or autocross course). Students will use their own vehicles for these exercises. Driving exercise procedures will be previewed in the classroom. The driving exercises will be overseen by the club's instructors.

## **Track web-site**

Road Atlanta has a web-site at <http://www.roadatlanta.com>. There you can find information about the facility, track maps, directions, and more.

## **Track sessions**

Track sessions are scheduled into 25 minute runs. Please note that track sessions can be shortened or eliminated if overly aggressive drivers cause the track to be shut down. Please also note that it is not uncommon to consolidate run groups at the end of the last day due to early departures. Any schedule changes will be communicated to the drivers by the event coordinator – do not make assumptions.

All students will be accompanied on the track at all times by their instructor until both their instructor and the event coordinator approve them for solo driving. Each student receives a solo sign off form at registration. A student wishing to drive solo should turn in the form to the event coordinator after the student's instructor has signed it.

No student will be pushed beyond their level of comfort.

Instructors may drive the student's car, but only under the following conditions:

- 1) the student grants permission to drive his/her car
- 2) the instructor drives the student's car only in the student's assigned run group
- 3) the instructor only uses this opportunity to initially introduce the student to the circuit.

We strongly encourage instructors to show students the track before letting students drive on the track. Students can only be a passenger if an instructor drives. STUDENTS MAY NOT RIDE WITH STUDENTS.

## **Track rules**

When driving on the track:

Helmets must always be worn.

Driver's window must always be completely open.

Passenger's window must be completely open if passenger seat is occupied.

Passenger's window must be completely open or completely closed if passenger seat is not occupied.

Sunroofs must always be completely closed.

Cars must be completely empty (exceptions: secured spares and extinguishers)

### **Convertibles:**

Convertibles may be permitted **only** if they comply with the following criteria:

- 1) A four point roll cage consisting of a main hoop behind the front seats with two rear braces.
- 2) A four and preferably five point safety harness.
- 3) Arm restraints are recommended but not required at this time.

Removable hard tops are not considered structural roofs. The only exception is if they meet the minimum " race track " requirements.

**No occupant's helmet can extend above the roll cage apparatus.** The "broomstick" rule will be strictly enforced! No refunds will be issued for participants who can't comply with the rule. Please be sure in advance that you can comply with this rule.

NO pedestrians are allowed in the hot pits nor the access drives to and from the hot pits (see pit & paddock map). Please help us keep these areas clear at all times!

NO pets on the Road Atlanta grounds!

### **Staging:**

Staging will be in the Hot Pits for the next run group to go on the track. All other cars will be on the track or in the paddock. **Drivers only** will be allowed into the Hot Pits with the approved clothing (See clothing).

### **Entering the Track:**

Pull your car up to the end of pit lane. Follow the instructions of the Pit Marshall and stay to the left of the track as you accelerate up to speed. Use your mirrors to see if you are being overtaken before you attempt to leave the left lane.

### **Passing areas:**

Passing areas will be discussed at the driver meetings and in the classroom.

### **Passing Rules:**

All passing will be done with the car being overtaken remaining on line. Be sure that you have plenty of time, space and horsepower to complete your maneuver. **Never pass another car until they signal you by!**

#### A) Overtaking Car

Be sure that you have plenty of time, space and horsepower to complete your maneuver. **Never pass another car until they signal you by! Do not tailgate. Do not group together.** If you find yourself in that situation, cool it for a lap and let them get away from you or come into the pits and rejoin at a less crowded position on the track.

### **Passing Rules Continued:**

#### B) Overtaken Car

Watch your mirrors, you must signal another car by you by pointing over the top of the car or out the window, the side they are to pass you on. Do not move off line. Do not try to out horsepower an overtaking car, let them by! **Do not block faster cars. Do not group together.** If you find yourself in that situation, cool it for a lap and let them get away from you or come into the pits and rejoin at a less crowded position on the track.

**Failure to comply with the passing rules will result in you being Black Flagged.**

### **Track officials:**

Your driving will be closely monitored by professional corner workers and other track officials at all times during track sessions. They are in constant communication with each other and the event coordinator. Their job at our event is to enforce safety protocol. They take their jobs very seriously. If you break a rule on the track you will be caught and you will run the risk of being dismissed from the event.

### **Two Spin Rule:**

If any entrant spins their car or leaves the track with all 4 wheels, ***on the second incident***, they will be requested to leave the event for that day.

The procedure will be as follows:

On the first incident, the entrant will be black flagged to come into the pits. In the pits, the entrant will be counseled and advised that should this happen again the

### **Two Spin Rule Cont.:**

Entrant will be brought off the track and not allowed to drive for the balance of the day. The vehicle will also be inspected.

A spin that continues into a four wheel off will be considered one incident.

Any combination of spin or four wheels off in one day will be considered two incidents.

As in the past any two wheel off or half spin will require a visit to the pits for consultation and vehicle inspection.

### **Exiting from the Track:**

When you want to exit from the track into the pit lane, extend your **left arm** upward, out of the window, in a fist, prior to your exit from the track.

### **Flags:**

The safety of any event depends upon the observance of the Signal Flags and proper reactions to the flags. The flags we will be using are:

**RED** - The RED FLAG is displayed in a waiving fashion and indicates serious trouble on the course. When the red flag is out **all cars must stop as soon and as safely as possible.** Cars must remain stopped, at the edge of the roadway, until the red flag is withdrawn or replaced with a black or yellow flag. A black flag after a red flag will indicate to all drivers to proceed at reduced speed to the pits. A yellow flag following a red flag will indicate to all drivers that they may proceed at a reduced speed with no overtaking until given the all clear to continue at speed.

**YELLOW** - A Standing Yellow Flag indicates trouble on the course ahead (a car off the road, dirt on the track, etc.) Reduce speed and take caution. A waiving Yellow Flag indicates imminent danger ahead. Proceed with extreme caution at greatly reduced speed and be prepared to stop. **UNDER NO CIRCUMSTANCES IS THERE TO BE ANY OVERTAKING DURING A YELLOW FLAG SITUATION.**

**GREEN** - The Green Flag indicates the course is clear, if no flag is displayed you may assume it is a Green Flag condition.

**CHECKERED** - The Checkered Flag indicates the end of the session. It will be displayed only at the Start/Finish line. After passing the Start/Finish line and observing the checkered flag, Do Not Brake. Reduce speed and complete one cool down lap at moderate speed and exit the track onto pit lane.

**BLACK FLAG** - The Black Flag is used as a warning to a particular driver or to bring the complete session to the pits for a conference.

When used to warn a particular driver, the flagger on the Start/Finish line or at a Black Flag Station will point the Black Flag to the car being flagged as it passes the station. In addition, the car # may be displayed at the Black Flag Station. The driver should acknowledge the flag with a hand signal and proceed at reduced

### **Black Flag, cont.**

speed, with caution, to the pits where he will report to the Pit Marshal. The Black Flag may indicate either mechanical trouble or incorrect driving behavior.

When used to bring all cars to the pits it will be displayed in the standing position at the Start/Finish line and at the Black Flag Station (Should the track have one) and may be displayed with a sign ALL. All cars will proceed at a reduced speed to the pits and follow

the instructions of the Pit Marshall. Extreme carelessness, unsafe behavior, or failure to respond to a Black Flag signal may result in expulsion from the event at the discretion of the Chief Instructor and/or the event Chairman.

We will invoke the 2/3 rule for black flags also. If you are black flagged 2 times in one day or 3 times in two days, you will be asked to excuse yourself from the remainder of the event

**BLUE WITH YELLOW DIAGONAL** - Passing flag (Advisory). A faster car is attempting to pass. See passing rules.

**RED AND YELLOW** - Debris flag (Advisory). Slippery track conditions exist. Possibly, oil, sand, dirt, fluids or debris (car parts). Proceed with caution.

**WHITE** - (Advisory) Caution! Emergency or slow moving vehicle on track.

## **Track Tips**

### **Heat and your vehicle**

Your engine and your brakes are going to get hot. After a track session, cool your brakes by reducing your braking on the "cool down" lap – the last lap of your session. Once you've stopped the car, open the hood to let your engine cool. Also, don't use the parking brake as there can sometimes be enough heat there to weld the pad to the rotor.

### **Take care of yourself**

Keep yourself hydrated, fed and rested. Exhaustion can sneak up on you at the track, and exhaustion can be very dangerous under the circumstances.

### **Take care of your car**

Keep checking on your car throughout the event. You're working it harder than you normally would. Check the fluids when they're cool. Re-torque your lug bolts when they're cool. Keep an eye on your tires and brakes.

### **Don't be shy**

Don't be afraid to ask for help or advice if you're uncertain of anything. In addition to the mechanics provided by our sponsor, we have many resourceful members within the club. The only stupid question is the one that doesn't get asked.

## **Track Tips Cont.**

### **Waivers, warranties and insurance**



It is standard procedure at Road Atlanta (all race tracks) to sign a waiver upon entrance to the track (everyone). This waives your recourse against any other party for anything that may happen as a result of you entering the track grounds. In other words, the only insurance covering you and your vehicle at the track is your own. Although many insurance policies do not exclude coverage at a driver safety school, it would be prudent to check your own specific policy – look under the “exclusions” section.

## **Guest Information**

### **Rides with instructors**

Only instructors may give guests track rides. These rides can be given during the instructor run-group sessions with certain restrictions. The guest must sign the event waiver and be a member (including associate and family members) of the club. There is no fee. Guests who are not members may join the club and qualify for a complimentary ride (application forms will be available). The instructor must be willing and available (i.e., a rider will not be afforded a ride at the expense of a student who wished to ride with an instructor). The best time to arrange such a ride is during the last day of the event. Guests wishing to arrange rides with instructors please contact the event coordinator.

## **Preparation Tips**

### **General**

We strongly encourage all participants to have their vehicle serviced by a professional automobile service technician prior to attending the driving school. You should not be participating in a vehicle which requires general drivability repairs. Please review the attached tech inspection sheet with your technician so that you both understand your vehicle’s technical requirements for this event.

### **Tires and brakes**

We do not recommend that you participate in a vehicle with worn tires or brakes – both tires and brakes will wear faster at a driving school than they would under normal driving conditions. If you start the event with worn tires or brakes, you may exhaust them before the event is completed. If this happens, you may be faced with either making repairs during the event or cutting the event short.

Be sure your brake fluid is fresh. We advise DOT 4 rated fluid with a 550+ boiling point.

### **Helmet**

All participants must wear a helmet. The helmet must be a Snell 95 approved or newer. The helmet does not need to be a “Special Application” or “SA” helmet. If

you do not have a helmet, please make arrangements in advance to rent a helmet from the club.

### **Other equipment**

Since your car must be empty and the event runs rain or shine, you should bring something to keep your belongings dry in the event of inclement weather. The club does not provide a shelter for your gear.

You will also want to bring your tire pressure gauge and torque wrench to the event. If you do not own these items, you may consider acquiring them prior to the event (or, you can forge a friendship at the event with a sharing club member who already owns them).

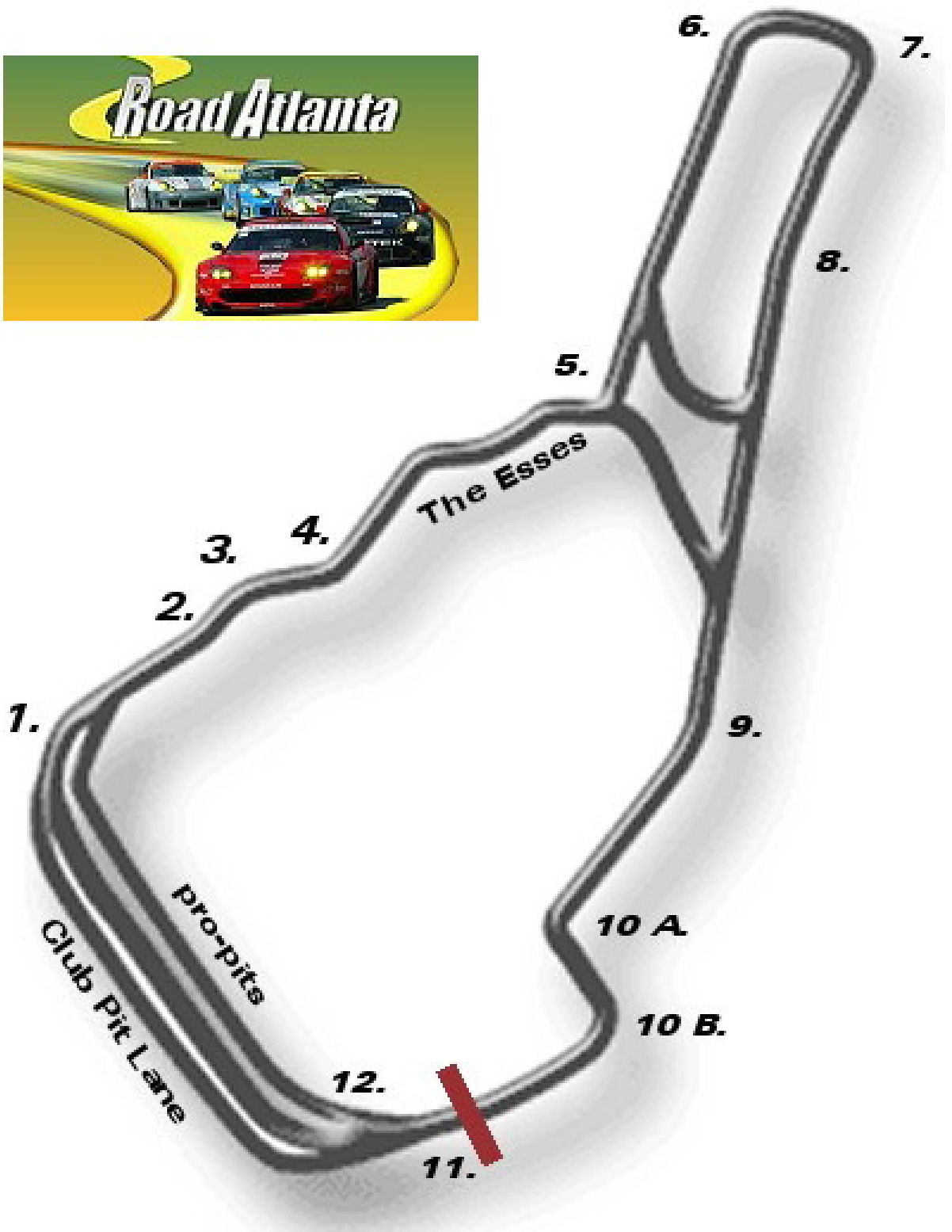
### **Clothing**

Shoes, socks, shirts and long pants are required. Short sleeved shirts can be worn but long sleeves are recommended. Avoid synthetic materials. Cotton is best. Wear shoes that are comfortable and provide good pedal feel and control. Athletic shoes are fine. Sandals are not allowed. Boots are not recommended.

### **Personal**

A driving school can be physically exhausting – participants are often surprised by this. Be prepared. Plan to rest and stay hydrated.

# Track Map



## Area Maps and Directions



**Best Western  
Lanier Centre  
400 E.E. Butler Parkway  
Gainesville, GA  
(770) 531-0907**

<http://www.laniercentrehotel.com>

**From Atlanta:** Take I-85 N. to I-985 N. towards Gainesville.

Take exit 22 for US-129 (Gainesville/Jefferson) and turn left.

Stay on US-129 N for approx 1.5 miles.

The Best Western will be on your left at the corner of EE Butler Pkwy (US-129) and Jesse Jewell Parkway (365).

**From Greenville, SC:** Take I-85 S. to exit 137. Turn right onto Hwy 129 towards Gainesville.

Continue on Hwy 129 for 16.2 miles, eventually passing over I-985.

The Best Western is at the corner of US-129 and Jesse Jewell Parkway (365), the entrance should be on your left before you get to the intersection.

**Road Atlanta  
5300 Winder Hwy/Hwy 53  
Braselton, GA**

<http://www.roadatlanta.com>

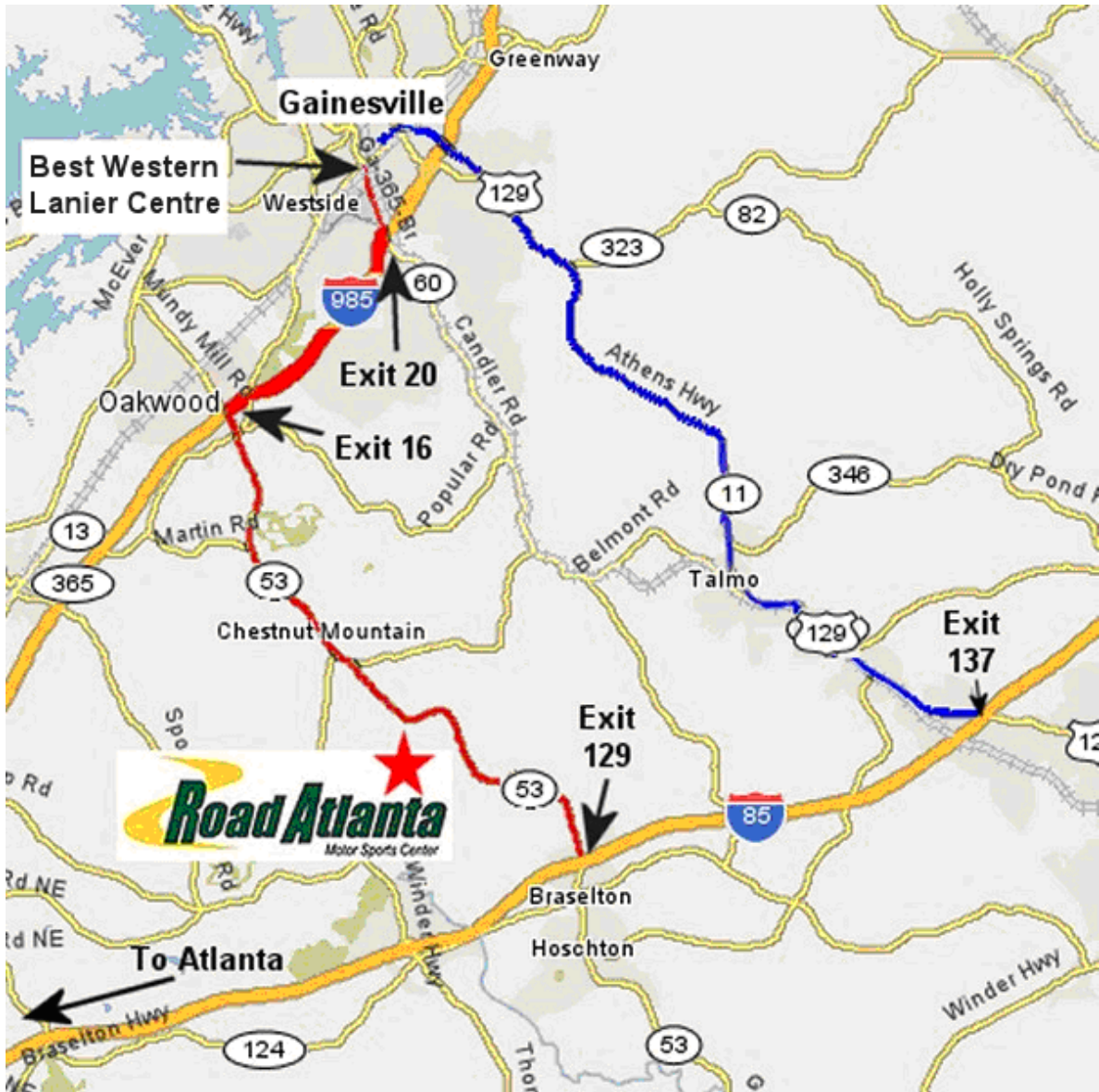
Exit 129 off I-85  
West on Hwy 53 for 5.5 miles

**From the Hotel:** Turn left out of the hotel parking lot US-129, heading South.

Continue past Gainesville Airport to I-985. Turn right and head South on I-985.

Get off at next exit, #16 – Hwy 53, turn left, heading east.

Go 6.3 miles on Hwy 53 E. Road Atlanta will be on your right.

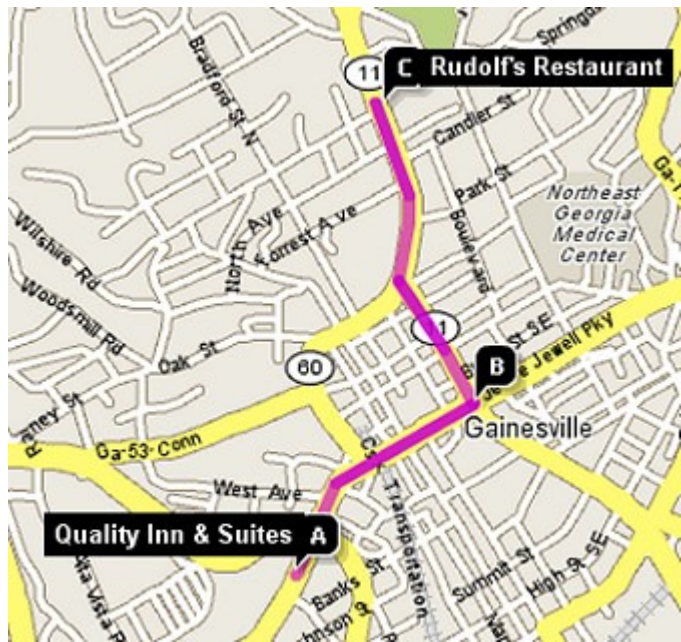


**Saturday Evening Banquet at Rudolf's Restaurant**  
**700 Green Street, Gainesville GA 30501**  
**770.534.2226**

**From the Hotel:** Turn left out of the hotel parking lot onto Jesse Jewell Pkwy/Hwy 369.

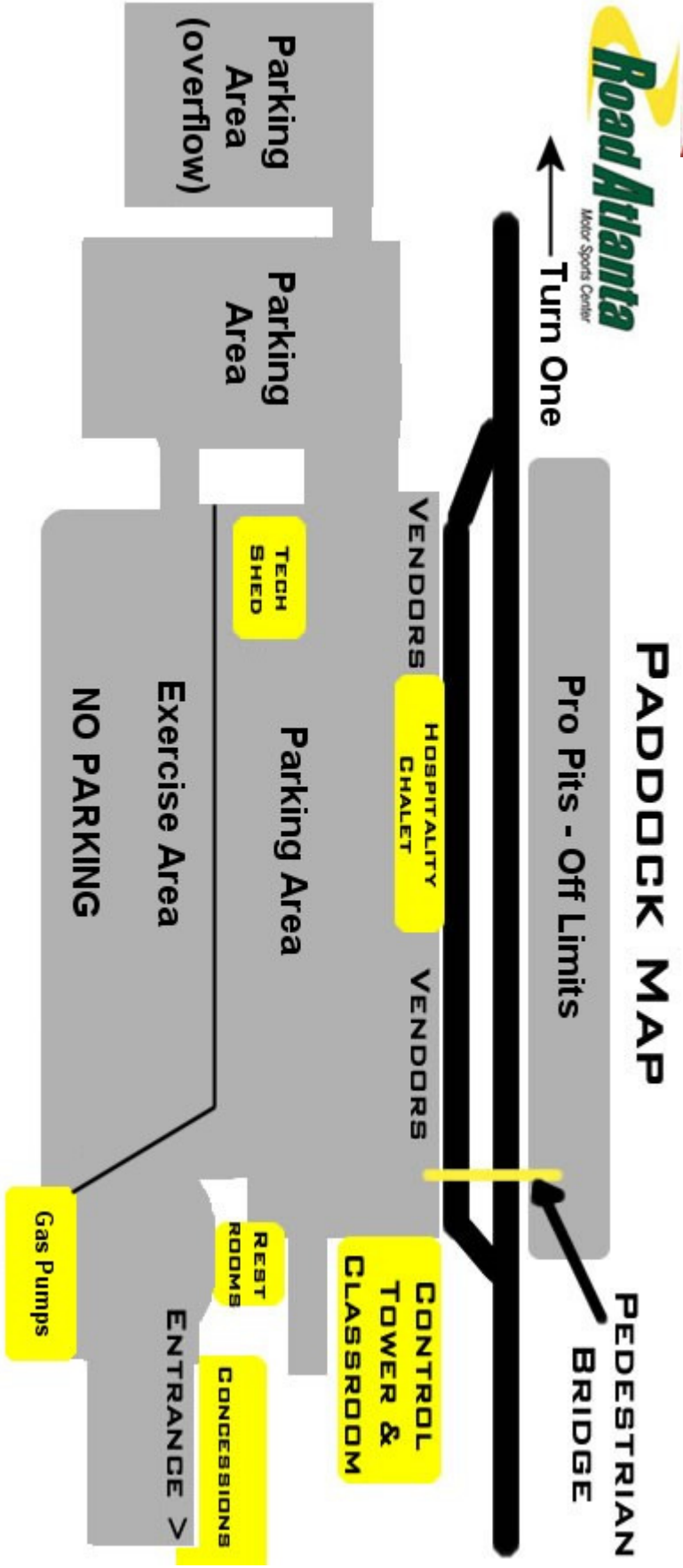
Go .6 miles and turn left onto Hwy 60/Butler Pkwy.

Rudolf's Restaurant is .7 miles on the right.





# Paddock Map





**Event Schedule - April 20-22<sup>nd</sup>**



**FRIDAY – April 20, 2007**

Registration at Hotel Headquarters	5 – 9 pm
Tech Inspection at Hotel Headquarters	5 – 8 pm
Instructor's Meeting in Hotel Ballroom	7:30 pm
Driver's Meeting in Hotel Ballroom	8:00 pm
RA Paddock open for trailers/RV's	5 – 9 pm

**SATURDAY – April 21<sup>st</sup>**

Track Opens	6:00 AM
-------------	---------

**NOTE: ABSOLUTELY NO UNMUFFLED ENGINES STARTED PRIOR TO 8:00 AM**

Late Registration Open	6:00 – 7:15 AM
Late Tech Inspection Open	6:15 – 7:30 AM
Instructors Meeting at Media Center	7:30 AM
Drivers Meeting at Media Center	8:00 – 8:50 AM
EXERCISES & TRACK ACIVITIES	9:00 – 11:30 AM
Lunch – All Groups	11:45 – 12:30 PM
EXERCISES & TRACK ACIVITIES	12:45 – 5:00 PM
Track Closed	7:00 PM

**SUNDAY – April 22<sup>nd</sup>**

Track Opens	7:00 AM
-------------	---------

**NOTE: ABSOLUTELY NO UNMUFFLED ENGINES STARTED PRIOR TO 12:30 PM (85 db)**

Driver's Meeting	7:30 – 8:00 AM
TRACK ACTIVITIES	8:15 – 11:30 AM
Lunch – All Groups	11:45 – 12:30 PM
TRACK DRIVING	12:45 – 4:30 PM
Track Closed	6:00

# On Site Tech Inspection Checklist

To be completed at Registration



**Note to inspectors:** The purpose of this inspection is to identify obvious defects in the participant's automobiles which could result in delays of the event. Each event participant is responsible to ensure that their automobile operable condition. Please direct any questions/issues/concerns to the event coordinator.

Name \_\_\_\_\_

Make \_\_\_\_\_ Model \_\_\_\_\_ Year \_\_\_\_\_

Color \_\_\_\_\_ License plate number \_\_\_\_\_

---

*for club use – do not write below this line*

## LIGHTS:

\_\_\_\_\_ Head lights

\_\_\_\_\_ Brake lights

\_\_\_\_\_ Turn signals

## ENGINE BAY:

\_\_\_\_\_ No loose parts or disconnected hoses

\_\_\_\_\_ Throttle return spring (when accessible) intact and functional

\_\_\_\_\_ Brake fluid and coolant above "minimum" lines

\_\_\_\_\_ Oil, coolant, brake fluid and hydraulic system caps in place and tight

\_\_\_\_\_ No gross fluid leaks (puddles beneath car)

## WHEELS/TIRES:

\_\_\_\_\_ No gross wheel defects

\_\_\_\_\_ Visible tread on tires with no abnormal wear patterns

\_\_\_\_\_ No exposed tire cords or severe sidewall cuts

\_\_\_\_\_ Wheel fasteners torqued by student during inspection

## BRAKES:

\_\_\_\_\_ Firm brake pedal

\_\_\_\_\_ Front pads show at least 3/16" thickness

## INTERIOR:

\_\_\_\_\_ Nothing loose; all non-fastened materials removed

\_\_\_\_\_ Seat belts / harnesses

HELMET RATING: \_\_\_\_\_

INSPECTOR INITIALS: \_\_\_\_\_



**Audi Club North America**

**Cherokee Chapter**



**HELMET RELEASE FORM**

I/We acknowledge that the inspection of my helmet by members of the Audi Club North America, Cherokee Chapter is for the sole purpose of determining whether my helmet has met the minimum standards of the Snell Memorial Foundation and that it appears from a casual inspection to be capable of meeting those standards at the present time. I acknowledge that the Club is not making a guarantee of fitness for use in "passing" my helmet, and that I am relying solely on my own judgement in using the helmet in a Club event. I release, acquit and forever discharge the Audi Club North America, Cherokee Chapter and their officers, agents, and officials from any and all liability, claims, demands, or causes which may arise from my wearing the inspected helmet, from my attendance at a Club event, or from any injury sustained by me, whether or not due to their negligence.

I represent that I am over 18 years of age, that I understand that I am participating in a potentially dangerous event and that my helmet has not previously been worn in a collision or struck by a hard object.

NAME: \_\_\_\_\_

DATE: \_\_\_\_\_

SIGNATURE: \_\_\_\_\_

**Audi Club North America  
Cherokee Chapter**

**INSURANCE/DRIVER'S LICENSE FORM**

As a condition of my participation in this Driver's School, I agree that I will be responsible for myself and my vehicle at all times, and I hereby release the Audi Club North America, Cherokee Chapter and their officers, agents, and officials from any claim, liability, cost or expense arising from my attendance at this school. I further agree that the vehicle used during this event will be operated only by a fully licensed driver over the age of 18, and that the said vehicle will be fully covered by liability and property damage insurance in full force and effect during the school.

Name: \_\_\_\_\_

Driver's License Number and State: \_\_\_\_\_

Insurance Company: \_\_\_\_\_

Policy # : \_\_\_\_\_

Signature: \_\_\_\_\_ Date: \_\_\_\_\_

\_\_\_\_\_

\_\_\_\_\_

CAR #: \_\_\_\_\_

**Audi Club North America  
Cherokee Chapter**

RUN GROUP: \_\_\_\_\_

**CONFIDENTIAL MEDICAL FORM**

THIS FORM MUST BE COMPLETED AND BROUGHT TO REGISTRATION

**DRIVER (1)**

Name \_\_\_\_\_ Age \_\_\_\_\_

While at this Event - In Emergency Notify \_\_\_\_\_

Address \_\_\_\_\_ City \_\_\_\_\_ State \_\_\_\_\_ Zip \_\_\_\_\_

Phone # (Home) \_\_\_\_\_ (Work) \_\_\_\_\_

At Track \_\_\_\_\_

Current Medications \_\_\_\_\_ Drug Allergies \_\_\_\_\_

List Any Special Conditions \_\_\_\_\_ Blood Type \_\_\_\_\_

Last Tetanus Shot \_\_\_\_\_

Personal Physician \_\_\_\_\_ Address \_\_\_\_\_

Address \_\_\_\_\_ City \_\_\_\_\_ State \_\_\_\_\_ Zip \_\_\_\_\_

Phone # (Home) \_\_\_\_\_ (Office) \_\_\_\_\_

CIRCLE - YES OR NO

Y N CONTACTS

Y N DENTURES

Y N ASTHMATIC

Y N DIABETIC

Y N EPILEPTIC

Y N HEMOPHILIAC

Please list Medical Training or Ratings: \_\_\_\_\_

\*\*\*\*\*

**DRIVER (2)**

Name \_\_\_\_\_ Age \_\_\_\_\_

While at this Event - In Emergency Notify \_\_\_\_\_

Address \_\_\_\_\_ City \_\_\_\_\_ State \_\_\_\_\_ Zip \_\_\_\_\_

Phone # (Home) \_\_\_\_\_ (Work) \_\_\_\_\_

At Track \_\_\_\_\_

Current Medications \_\_\_\_\_ Drug Allergies \_\_\_\_\_

List Any Special Conditions \_\_\_\_\_ Blood Type \_\_\_\_\_

Last Tetanus Shot \_\_\_\_\_

Personal Physician \_\_\_\_\_ Address \_\_\_\_\_

Address \_\_\_\_\_ City \_\_\_\_\_ State \_\_\_\_\_ Zip \_\_\_\_\_

Phone # (Home) \_\_\_\_\_ (Office) \_\_\_\_\_

CIRCLE - YES OR NO

Y N CONTACTS

Y N DENTURES

Y N ASTHMATIC

Y N DIABETIC

Y N EPILEPTIC

Y N HEMOPHILIAC

Please list Medical Training or Ratings: \_\_\_\_\_

**AUDI MEMBERS:**

**IF YOU DID NOT PROVIDE PROOF OF CURRENT AUDI MEMBERSHIP WITH YOUR REGISTRATION FORM, YOU MUST PROVE CURRENT MEMBERSHIP WITH A CURRENT AUDI MEMBER NUMBER AT THE EVENT. FAILURE TO PROVIDE PROOF OF MEMBERSHIP WILL RESULT IN YOUR HAVING TO PAY AN ADDITIONAL \$44.00 DOLLAR MEMBERSHIP FEE PRIOR TO BEING ALLOWED TO PASS TECH. THIS APPLIES TO ALL ENTRANTS. SIMPLY WRITING A AUDI NUMBER ON YOUR FORM IS NOT PROOF OF MEMBERSHIP.**

**TECH:**

*Tech inspections will be performed Friday evening, in the hotel parking lot from 5:00 PM until 8:00 PM. Tech will also be performed Saturday morning at the track from 6:00 AM until 7.45 AM only! If you miss both of these two tech sessions, your car will not be teched until after the run groups go out on the track and an inspector is available between his or her runs. It is imperative that you bring your Pre-tech form filled out and signed along with the Technical Inspection Certification and Indemnity form with you to tech.*

**RULES:**

**If you do not conform to the rules of this event, both written and oral, you will be not be allowed to run and additionally, you will forfeit your registration fee. NO EXCEPTIONS! Cherokee Chapter wants you to have a safe and enjoyable weekend. Erratic, unsafe, or at fault driving incidents on the track will be grounds for ejection from the event with registration fee forfeiture at the sole discretion of the Event Chairman.**