

2016 Ford Mustang



Remote Start, Security, Keyless Entry, Accessories

Item	Wire Color	Polarity	Wire Location
12 Volts	brown/red (50A)	+	BCM in passenger kick, black 22 pin plug (J7), pin 22
Second 12 Volts	blue/red (30A)	+	driver kick, gray 10 pin plug, pin 1
Starter	brown/purple (SS1)	+	start/stop bttm or BCM in passenger kick, black 52 pin plug (J2), pin 51
Second Starter	yellow/orange (SS2)	-	start/stop bttm or BCM in passenger kick, black 52 pin plug (J2), pin 5
Ignition	white (for ignition sense only)	+	BCM in passenger kick, black 22 pin plug (J1), pin 16
Second Ignition	N/A		
Third Ignition	N/A		
Accessory	brown/yellow (for accessory sense only)	+	BCM in passenger kick, 36 pin plug (J3), pin 30
Second Accessory	N/A		
Third Accessory	N/A		
Keysense	N/A		
Data Bus	(PATS antenna is under rubber cover in cupholder)		
Can Bus High	gray (MS CAN); blue (HS CAN)	data	Gateway Module on data lnk conn, black 24 pin plug, pins 23, 20
Can Bus Low	purple (MS CAN); white (HS CAN)	data	Gateway Module on data lnk conn, black 24 pin plug, pins 22, 19
Can Bus Sw	N/A		
Power Lock	blue (without memory)	-	driver kick or BCM in passenger kick, blue 52 pin plug (J5), pin 17
Power Unlock	yellow (without memory)	-	driver kick or BCM in passenger kick, blue 52 pin plug (J5), pin 4
Lock Motor	gray/brown	5 wire	driver kick or BCM in passenger kick, 36 pin plug (J3), pin 35
Driver Unlock Motor	blue/green	5 wire	driver kick or BCM in passenger kick, 36 pin plug (J3), pin 27
Passenger Unlock Motor	purple/gray	5 wire	BCM in passenger kick, 36 pin plug (J3), pin 32
Parking Lights (-)	gray (park lts); black/blu (sw grnd)(TechDoc 1096)	- and open	headlight switch, black 16 pin plug, pins 11, 4
Parking Lights (+)	purple/white (F); purple/white (R)	+	BCM in pass kick, black 22 pin plug (J7), pin 3; 36 pin plug (J3), pin 12
Hazards	brown	-	hazard swich or BCM in passenger kick, black 52 pin plug (J2), pin 19
Turn Signal (Left)	blue/green (F)	+	BCM in passenger kick, black 40 pin plug (J6), pin 39
Turn Signal (Right)	yellow/purple (F)	+	BCM in passenger kick, black 40 pin plug (J6), pin 38
Headlight	blue (headlight); black/blue (switch ground)	- and open	headlight switch, black 16 pin plug, pins 12, 4
AutoLights	purple (interrupt to turn off)	-	headlight switch, black 16 pin plug, pin 13
Reverse Light	green/brown	+	BCM in passenger kick, 36 pin plug (J3), pin 11
Left Front Door Trigger	green	- N.C.	driver kick or BCM in passenger kick, blue 52 pin plug (J5), pin 33
Right Front Door Trigger	white	- N.C.	BCM in passenger kick, blu 52 pin plg (J5), pin 21
Left Rear Door Trigger	N/A		
Right Rear Door Trigger	N/A		

Remote Start, Security, Keyless Entry, Accessories (Continued)

Item	Wire Color	Polarity	Wire Location
Dome Supervision	gray/purple	+	BCM in passenger kick, 36 pin plug (J3), pin 13
Trunk/Hatch Pin	gray	- N.C.	BCM in passenger kick, blue 52 pin plug (J5), pin 34
Rear Glass Pin	N/A		
Hood Pin	blue/orange	- N.C.	BCM in passenger kick, black 40 pin plug (J6), pin 14
Trunk/Hatch Release	brown/white	-	release switch or BCM in passenger kick, black 52 pin plug (J2), pin 1
Trunk Release Motor	brown/blue	5 wire	BCM in passenger kick, 36 pin plug (J3), pin 33
Fuel Door Release	N/A		
Power Sliding Door (Left)	N/A		
Power Sliding Door (Right)	N/A		
Factory Alarm Arm	(arms on lock)		
Factory Alarm Disarm	(see disarm no unlock)		
Disarm No Unlock	(proximity key and push-button)		
Trunk Alarm Shunt	N/A		
Tachometer	green/blue, gray/yel, purple/gry or yel/org (2.3L)	ac	driver side rear of engine, black 16 pin plug, pin 1, 4, 5, or 6
Wait to Start	N/A		
Neutral Safety	N/A		
Clutch Pedal	blue/orange (bottom); green/purple (top)	-	inline harn near clutch sw, gy 4 pin plg, pins 1,2
Fuel Pump	yellow or yellow/purple	-	BCM in passenger kick, blk 40 pin plg (J6), pin 26
Rear Defroster	white	- latched	climate control switch, black 26 pin plug, pin 7
Mirror Defroster	(same as rear defrost, w/o mmry); (MS CAN, w/mmry)		
Left Front Heated Seat	(MS CAN)		
Right Front Heated Seat	(MS CAN)		
Speed Sense	brown/green (2.3L); yellow/org (3.7L, 5.0L, 5.2L)	ac	PCM next to underhood fuse box, 95 pin plug, pin 12 or 26
Brake Wire	purple/white	+	brake switch or BCM in passenger kick, black 22 pin plug (J1), pin 1
Parking Brake	white/purple	-	park brake sw or BCM in passenger kick, blue 52 pin plug (J5), pin 47
Horn Trigger	green/white	-	horn switch or BCM in passenger kick, black 52 pin plug (J2), pin 18
Wipers	(LIN bus)		
Left Front Window (Up/Down)	(motor is part of module); green/pur (global open)	-	driv kick or BCM B in right side of trunk, black 24 pin plug, pin 10
Right Front Window (Up/Down)	(motor is part of module); green/pur (global open)	-	pass kick or BCM B in right side of trunk, black 24 pin plug, pin 22
Left Rear Window (Up/Down)	(motor is part of module) (convertible)		
Right Rear Window (Up/Down)	(motor is part of module) (convertible)		
Sun Roof (Open/Close)	green - blue/orange (conv top) (func w/ign on only)	-	passenger kick, 40 pin plug, pins 19 - 18
Sun Roof (Limit/Close)	N/A		
Memory Seat 1	purple/white	-	memory set switch in driver door, black 8 pin plug, pin 5
Memory Seat 2	yellow/purple	-	memory set switch in driver door, black 8 pin plug, pin 6
Memory Seat 3	blue/orange	-	memory set switch in driver door, black 8 pin plug, pin 7

Audio			
Item	Wire Color	Polarity	Wire Location
Radio 12V	red	+	radio, black 24 pin plug, pin 1
Radio Ground	black/gray	-	radio, black 24 pin plug, pin 13
Radio Ignition	(HS CAN)		
Radio Illumination	N/A		
Factory Amp Turn-on	blue/green	+	radio, black 24 pin plug, pin 7
Power Antenna	yellow/green	+	radio, black 24 pin plug, pin 2
Left Front Speaker (+/-)	white - white/brown or green - gray	+,-	radio, black 24 pin plug, pins 22 - 10
Right Front Speaker (+/-)	white/purple - white/orange or purple - yellow	+,-	radio, black 24 pin plug, pins 23 - 11
Left Rear Speaker (+/-)	white/green - brown/yellow or green/white - brown	+,-	radio, black 24 pin plug, pins 21 - 9
Right Rear Speaker (+/-)	brown/white - brown/blue or purple/white - blue	+,-	radio, black 24 pin plug, pins 24 - 12
Center Channel (+/-)	green - gray/yellow	+,-	radio, black 24 pin plug, pins 20 - 8
Subwoofer (+/-)	purple/grn - green/wht (preamp); pur/red (turn-on)	+,-; +	amplifier above driver kick, gray 16 pin plug, pins 1 - 2; 9
Aux. Audio Input Left (+/-)	blue - gray (SYNC audio)	+,-	radio, black 26 pin plug, pins 12 - 25
Aux. Audio Input Right (+/-)	purple - brown/white (SYNC audio)	+,-	radio, black 26 pin plug, pins 13 - 26
RSE Video (+/-)	white/grn - brown/pur (rear cam) (w/o touchscreen)	+,-	front cntrl/display mod, blk 12 pin plg, pins 6-12
RSE Audio Left (+/-)	N/A		
RSE Audio Right (+/-)	N/A		
Satellite Radio 12 Volts	(built into radio)		
Satellite Radio Ground	N/A		
Satellite Radio Ignition	N/A		
Satellite Radio Antenna	N/A		
Satellite Audio Left (+/-)	N/A		
Satellite Audio Right (+/-)	N/A		

<i>What Fits</i>			
Item	Size	Depth	Location
Headunit	irregular		center of dash
Left Front Speaker			left front door
Left Front Tweeter			left front door; left front pillar
Right Front Speaker			right front door
Right Front Tweeter			right front door; right front pillar
Left Rear Speaker			left rear shelf or side panel
Left Rear Tweeter	N/A		
Right Rear Speaker			right rear shelf or side panel
Right Rear Tweeter	N/A		
Center Channel			top center of dash
Subwoofer			right side of trunk
Left Front Headrest			
Right Front Headrest			
Left Rear Headrest			
Right Rear Headrest			
Satellite Radio Tuner	(built into radio)		

Wiring Photo and Notes: Power Lock



Notes:
On models with memory, it is blue/green (-) at the door lock switch in driver door, black 8 pin plug, pin 2.

Wiring Photo and Notes: Power Unlock



Notes:
On models with memory, it is yellow/purple (-) at the door lock switch in driver door, black 8 pin plug, pin 1.




Wiring Photo and Notes: Turn Signal (Left)



Notes:
The rear turn signals are white/green, brown/purple, gray/brown at the BCM B in right side of trunk, black 24 pin plug, pins 2, 3, 4.

Wiring Photo and Notes: Turn Signal (Right)



Notes:
The rear turn signals are gray/purple, brown, purple/orange at the BCM B in right side of trunk, black 24 pin plug, pins 14, 15, 16.




Wiring Photo and Notes: Tachometer



Notes:
 On 3.7L, 5.0L, or 5.2L models, the fuel injectors are green/blue, gray/yellow, purple/gray, yellow/orange, brown, green/white, gray/brown, or purple/orange at any fuel injector, black or gray 2 pin plug, pin 1.

Wiring Photo and Notes: Left Front Speaker (+/-)



Notes:
 On models with amplifier, the woofer wires are white - white/brown at the amplifier above driver kick, gray 16 pin plug, pins 14 - 13. The midrange/tweeter wires are green/blue - gray/blue at the amplifier, 14 pin plug, pins 8 - 9.




Wiring Photo and Notes: Right Front Speaker (+/-)



Notes:
On models with amplifier, the woofer wires are white/purple - white/orange at the amplifier above driver kick, gray 16 pin plug, pins 6 - 5. The midrange/tweeter wires are purple/gray - yellow/gray at the amplifier, 14 pin plug, pins 4 - 5.

Wiring Photo and Notes: Left Rear Speaker (+/-)



Notes:
On models with amplifier, the speaker wires are white/green - brown/yellow at the amplifier above driver kick, gray 16 pin plug, pins 16 - 15.




Wiring Photo and Notes: Right Rear Speaker (+/-)



Notes:
On models with amplifier, the speaker wires are brown/white - brown/blue at the amplifier above driver kick, gray 16 pin plug, pins 8 - 7.

Wiring Photo and Notes: Center Channel (+/-)



Notes:
On models with amplifier, the speaker wires are green - gray/yellow at the amplifier above driver kick, 14 pin plug, pins 2 - 3.



Wiring Photo and Notes: RSE Video (+/-)



Notes:

On models with touchscreen, the rear view camera video wires are white/green - brown/purple at the SYNC Module/display, black 54 pin plug, pins 14 - 15.



© 2016 Directed. All rights reserved.

DirectWire and its vehicle information are for the sole use of authorized Directed personnel and it's participating dealers and distributors. The information contained on these pages may contain confidential and privileged information. Any unauthorized review, use, disclosure or distribution is prohibited.